

OXY BAR & SPA MANUAL BOOK

PREFACE

What is Oxygen?

Oxygen is the main source of life and energy to all of our 7.5 trillion cells. Oxygen deficiency of brain is the greatest cause of degenerative diseases that even may cause death. Deficiency of oxygen for skin will also slow down the skin self-renewal ability, thus lead to open pores, wrinkles, uneven skin tone, pigmentation, dark eye circles, dull and yellowish complexion, and even lose of elasticity. Oxygen is a colorless and tasteless gas. 90% of the body's energy is produced from oxygen and only 10% comes from food and water. Our organs and tissues need oxygen to convert the food we eat into heat and energy in order to maintain life.

Benefit(s) of Oxygen To Skin:

During the dinosaur era, the atmosphere contained 38% - 50% of oxygen. At the beginning of 18th century, this ratio fell to 30%. However, from the start of the 20th century, this ratio of oxygen has been greatly reduced to 23%. Presently, the atmospheres only left with 20% of oxygen.

1. Natural Beauty: Skin needs a constant supply of water and oxygen. It will look naturally beautiful from human inner body when sufficient amount of fresh oxygen is supplied into our body.
2. Maintenance of Healthy Body Cells: Oxygen and human body are closely related to one another; we live in the city with busy life style, we face computer and stay in the air conditioned office daily for long hours, therefore, we are lack of exercise and body movement, with poor eating habit we get sick easily. According to research, each person must absorb 1.44 gallons of oxygen daily through the skin layer, so that the skin can keep the 60 trillion skin cells growing normally and metabolism of new skin cells.
3. Stimulate Circulation: Stimulate circulation can increase the absorption of nutrients to the skin. Through scientific research, the active constituents in the cells and oxygen may cross other cells to renew and boost circulatory system.
4. Reduces Redness in Sensitive Skin: According to the survey, when people with Sensitive Skin inhale pure oxygen for a consecutive of 2 weeks to 2 months, almost all get healed and reached a good result that they desired.

5. Stimulate Cell Growth and Cellular Regeneration: Introduce oxygen to the skin at a cellular level and boost the cellular regeneration and suppleness.

6. Beauty Effect for Dry Skin: Non polluted oxygen is able to clean the blood system. Therefore, by spreading pure oxygen to all the cells in the body, the skin will look radiance, supple and full of elasticity.

7. Anti- Aging Effect: Air polluted problem is getting serious nowadays, the shortage of pure oxygen slow down the process of metabolism, skin becomes sensitive and aging with many skin problems occurred such as yellowish skin tone, pigmentation, wrinkles, and the imbalance of oil secretion that cause uneven skin tone and acne.

8. Reduces Acne and Scarring: Control the acne, hormonal breakout; achieve a dramatic reduction in acne and acne scarring, clearing and lifting impurities from the entire face with lasting results.

9. Medicare: It helps to strengthen collagen and elastin. It also greatly aids in recovery, treat, stimulates cell acceleration. Furthermore, the spread of bacteria has been reduced, prevention of diabetes and asthma, eliminate tiredness of eyes, lighten headache, prevention of loss of memory, and other general indisposition such as shoulder pain, cataract, sensitive rhinitis, bronchitis, hypertension, unenlightened of cardio vascular, hemorrhoids, constipation, psoriasis, pulmonary emphysema, hands and feet get cold, rheumatism, and even the cancer cell pathological been changed.

Importance of Oxygen to Our Skin

This epidermis is where cell division, allergic reactions and skin colouring, melanin process occurs. To grow healthy new skin and supply nutrients such as glucose, amino acids and fatty acids that feed the skin, the epidermis need oxygen. If there's no oxygen, the skin can not function properly.

Oxy Bar & Spa Treatment injected 99% pure oxygen through the process of respiratory tract for the purposes of:

- a) Respiratory System - nasosinusitis, pharyngolaryngitis, flu and etc
- b) Nervous system - neurasthenia, sleepless, migraine and etc
- c) Blood Circulatory System – reduction of white blood cells
- d) Digestive System - constipation, stomach disorder and etc
- e) Metabolism and Endocrine - diabetes, menopause syndrome, instability menstruation, period pain, abnormal hormonal secretion and etc

Frequently Asked Questions

1. Who should consider Oxy Bar & Spa Treatment?

The Oxy Bar & Spa can produce 99% Pure Oxygen which is deeply care for all ages of men and women with all skin types and skin problems. The Oxy Bar & Spa is designed for smoker, dropping and loose cheek, dull or dry complexions, sensitivity, wrinkles, freckles, acne and visible signs of aging. It seriously brings instant obvious result.

2. What are the apparatus found in the Oxy Bar & Spa?

- 1) Spraying of Pure Oxygen
- 2) Injecting of Pure Oxygen
- 3) Breathing of Pure Oxygen through nostril
- 4) Pure Oxygen Flowing Over the Whole Face

3. What skin types and conditions will be benefited from Oxy Bar & Spa?

The Oxy Bar & Spa benefits all skin types and conditions including:

- Visible signs of aging
- Dull, dry complexions
- Sensitive complexions with red patches
- Acne and blackheads
- Wrinkles and fine lines
- Drooping and loose cheek
- Freckles and uneven skin tone

INSTALLATION

INSTALLATION REQUIREMENTS

1. The electrical receptacle is an approved type and complies with UL standards.
2. The power input is the same indicated on the data plate of the unit that is 220/240-V AC, 50/60 Hz single phase.
3. The **OXY BAR & SPA** voltage conforms to the electrical voltage of your outlet.
4. The device is located on a suitable flat surface with the front console towards the operator.
5. **OXY BAR & SPA** has 10-15cm of the free space all around it to ensure proper cooling.

UNPACKING AND INSPECTION

Instructions for unpacking the **OXY BAR & SPA** are as follows:

1. Examine the shipping Box for external damage or evidence of mishandling. You must immediately notify **PEMM** or your **PEMM** representative IN WRITING if there is any visible damage.
2. Open the top cover of the box and carefully remove all the contents. Save all the packaging materials in case repacking and shipping is necessary.

NOTE
OXY BAR & SPA HANDLING

The **Oxy Bar & Spa** weights approximately 25 kg.
Use proper lifting techniques when unpacking and repacking the unit.

3. Compare the items in the box with the packing list and be sure that all items on the list are present. You must immediately notify **PEMM** or the distributor IN WRITING of any discrepancies. Contents may vary according to the model and accessories ordered.

CAUTION

RETAIN FACTORY PACKAGING MATERIALS

Do not ship a **OXY BAR & SPA** without the factory packaging materials. Doing so may result in damage to the components during shipping and void the warranty.
Contact **PEMM** at 603- 6277 8509 if packaging materials or repacking instructions are needed.

OXY BAR & SPA

Input Power : 4A 220~240V 56/60 Hz

Standard Duty Cycle : 24 hours

Danger : Risk of explosion if used in the presence of flammable anaesthetics

Caution : Do not remove cover, risk of electrical shock. Refer servicing to qualified service personnel. Do not touch fan or fan components at any times.

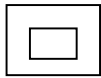


ATTENTION:

Do not open the bonnet under Electrification State



This product contains recyclable materials. Do not dispose this product as unsorted municipal waste. Please contact your local municipality for the nearest collection point. Contact manufacturer for instructions.



The shock-proof is Type II

TRANSPORTATION AND STORAGE

Environment Conditions

Temperature: 5 °C ~ 40°C

Relative humidity : \leq 80%


Atmospheric Pressure: 86kpa ~ 106kpa

Dimensions: 400mm x 368mm x 700mm


Weight: 25 kg

Oxygen Concentration: \leq 99%

SYSTEM DESCRIPTION



a	Flow Meter	Adjust the Oxygen flow
b	On /Off Light	Shown the machine on
c	On/ Off Switch	Switch on /switch off the machine
d	Shuttle	To plug in accessories tube
e	Plastic Container	To fill in sterilize water



f	Filter Mesh	To filter all the air into the machine
g	Plug	Connect supply
h	Extension Holder	To hold the extension wire

ACCESSORIES AND FUNCTION

1) Oxy Inhale Tubing

-Oxygen breath in through the nose for 15~ 30 minutes per day to active our body cells.



2) Oxy Face Mask

-After applying mask, cover the whole face with Oxy Face Mask.



3) Oxy Spraying Gun

-Remove the cover, ampoule can be filled in. Trigger the gun in order to spray a fine mist of ampoule over the face.

-You may also use Lymphatic Drainage Method to lightly pressed the gun's mouth onto the skin.



4) Oxy Acne Head

-Screw the Oxy Acne Head onto the front part of the Oxy Spraying Gun. Product like Anti-Acne Gel is then applied onto the affected areas. Put the Oxy Acne Head over the affected area for 5 seconds. The acne bacteria will be killed instantly.



STRUCTURE FEATURES AND OPERATION PRINCIPLE

This Oxy Bar & Spa adopts molecular sieve as an adsorbent, to separate Oxygen and Nitrogen from the air, and acquires the rich Oxygen, 78% Nitrogen and 1% other gases. When the air is pressure by oil less compressor and through the molecular sieve cylinder, the Nitrogen will be absorbed, but the Oxygen can be separated out from molecular sieve. The absorbed Nitrogen can be exhausted out by reducing the pressure and desorption method. Repeat it again and again.

OPERATION

1. Plug the plug to the power cord.
2. Remove the plastic container and fill in water (sterilize water) until the marked level. The water can moisturize the Oxygen supply.
3. Switch on the power.
4. Plug in the accessories that you which to use into shuttle.

5. Adjust the meter flow to the suitable level.



Meter Flow

Reduce Oxygen

Increase Oxygen



- 1 = represent the oxygen at maximum level
- 5 = represent the oxygen at minimum level
- 3 = suggested meter

MAINTENANCE AND SERVICE

1. The housing of this machine shall be cleaned once a week. Take out the sponge filter mesh at the back of the machine, wash it with detergent, then dry out (Do not dry out the sponge with heater).
2. Do not start the machine when the filter mesh has not been mounted. Change the water in the plastic container once a week with purified water.
3. For inhale Oxygen tube and mask which have not been used for a long time, they should be cleaned before reuse. For normal use, sterilize and wash it after every treatment.
4. For normal use, sterilize and wash Oxy Spraying Gun with warm water after every treatment.
5. Wash Oxy Acne Head with warm water after every treatment.

TROUBLESHOOTING

Symptom	Problem Causes	Action
The System does not start	Power disconnected	Turn off the "On / Off" switch and check that the power cord is plugged into the electrical outlet and connected to the unit's power cord housing.
	The "On / Off" switch on the front panel is in the "Off" position	Turn the "On/ Off" switch to the "On" position.
	Fuse blown	Replace the fuse using a spare fuse located in the power cord housing.
The Alarm sound "BiBi"	Power disconnected	Turn off the "On / Off" switch and check that the power cord is plugged into the electrical outlet and connected to the unit's

		power cord housing.
	The power supply not enough	Check the power cord is well connected into the electrical outlet.
No Oxygen output or the Oxygen output very little	Inhale Oxygen Tube is damage	Change a new inhale Oxygen tube
	Humidifier is not sealed or blocked	Shall be washed, then reset up and screw it tightly.
	Filter mesh accumulated dust and blocked	Wash the filter mesh.
	The machine placed too closed to the hot source	Remove away the machine from heat.

DISCLAIMER

This manual is not intended as a comprehensive guide for all aspects of treatment. **PEMM** highly recommends the operator confer with the Department of Labor, Licensing, and Regulation or other such regulatory body his/her respective state or country regarding legal use of this system. Operators must be trained at the initial sale by authorized personnel. **PEMM** declines any responsibility for the direct consequences or side effects experienced by individuals undergoing treatment.

OXY BAR & SPA warranty is void if:

- Anyone other than authorized personnel installs and /or services the equipment.
- Electrical facilities at the installation site do not comply with all application codes, including IEC and UL requirements.
- The device is not used in accordance with the instructions specified in this manual.

Because of our ongoing commitment to product quality and innovation, **PEMM** reserve the right, at any time, to discontinue or modify specifications, prices, designs, features, models or equipment without incurring obligation.

This manual should always accompany the unit and its location must be known to all personnel operating the unit. Additional copies of this manual are available from your local distributor or **PEMM**.

TERMS OF WARRANTY

Any repairs resulting from nature disasters, accidents, electrical system faults, negligence, improper use of device, improper cleaning device, improper maintenance of the device, installations, servicing, repairs, or alterations to the unit performed by personnel not authorized by **PEMM** are not covered by this warranty.

Exclusions: Any item that should be placed on a semi-regular basis is considered a disposable item and is not covered under this warranty. These items include, but not limited to: Inhale Oxygen tube and Oxygen Mask that are not authorized by **PEMM** will void this warranty. Removing or tampering with internals of **OXY BAR & SPA** will also void the warranty. Preventative maintenances are not included in the warranty; failure to perform preventative maintenances (based on usage and as indicated by the amber light) will void this warranty.

PEMM shall not be held responsible for any failure in servicing derived from circumstances beyond its control. In no case will a customer be entitled to claim compensation for any damages incurred as a result of the device being out of service.

This warranty is non-transferable. All sales are final.

CONTACT INFORMATION

For any enquiry, please contact:

PEMM

Professional Esthetic Medical Munufacturer
Lot 1.14, Desa Complex, Jalan Kepong,
Kepong, 52100 Kuala Lumpur.

TEL : 603- 6277 8509

FAX : 603- 6277 9509

www.pemm123.com